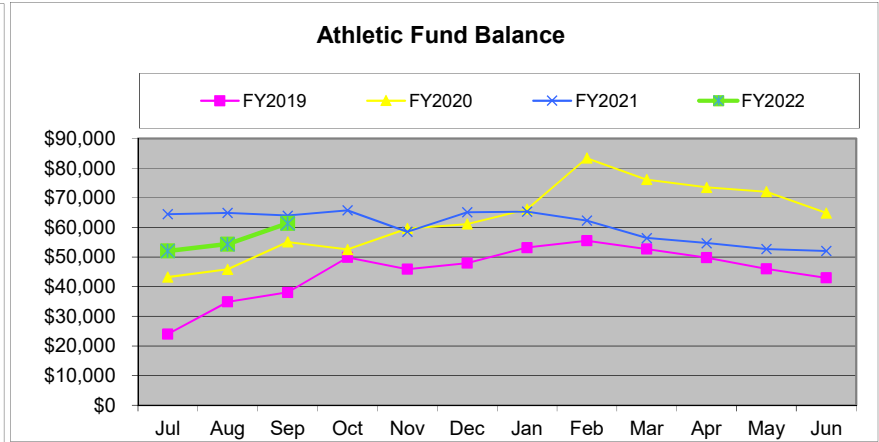
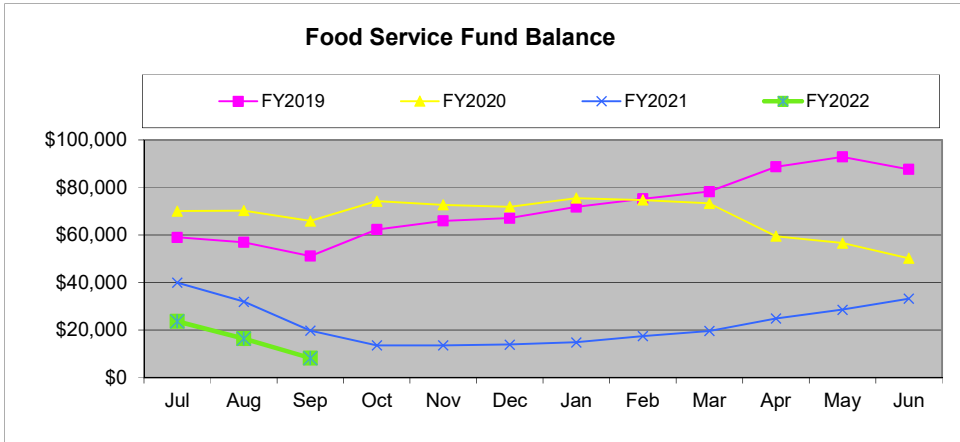


**Lucas Local Schools**  
Monthly Finance Report  
For the period ending: SEPTEMBER 2021



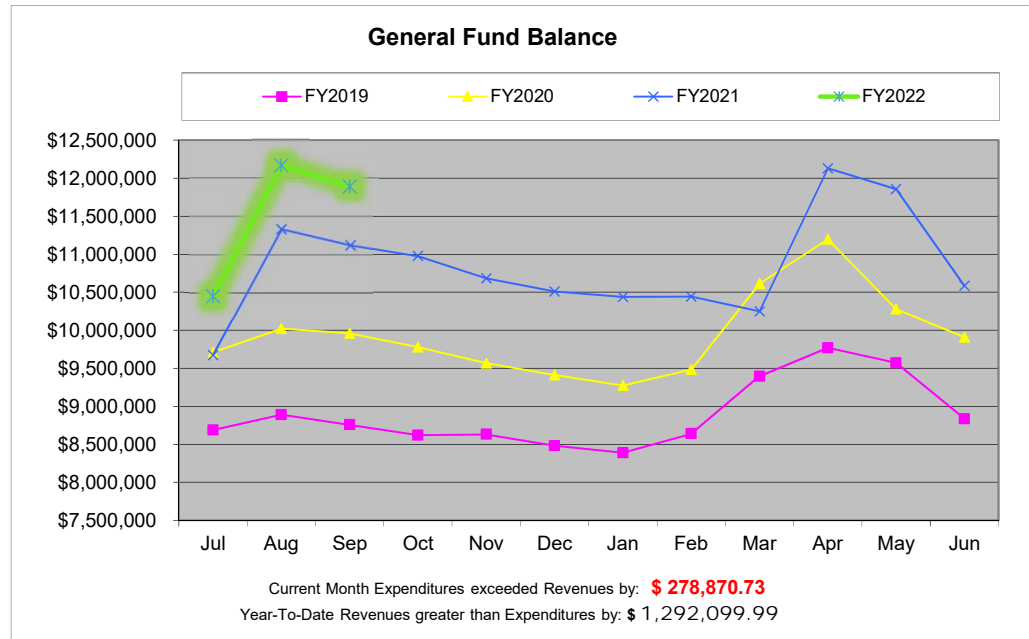
**PERMANENT IMPROVEMENT FUND (003):** \$ 1,093,399.14  
**CAPITAL PROJECTS FUND (070):** \$1,000,000.00  
**Expenditures Current Month:**  
 GARMANN-MILLER & ASSOC. (FUND 003) \$ 3,739.50  
 PO#5220204

**Total** \$ 3,739.50

**Open Purchase Orders:**  
 GARMANN-MILLER & ASSOC. (FUND 003) \$ 6,075.50  
 PO#5220204

**Total** \$ 6,075.50

**Amount Available for Projects:** \$ 2,087,323.64



**General Fund Information:**  
 Last Year ending cash balance June 30, 2021: \$10,583,589 Actual (updated 6/30/2021)  
 Forecasted Ending cash balance June 30, 2022: \$11,865,207 updated 05/18/2021  
 Forecasted Ending cash balance June 30, 2023: \$12,529,341 updated 05/18/2021  
 Forecasted Ending cash balance June 30, 2024: \$ 12,648,014 updated 05/18/2021  
 Forecasted Ending cash balance June 30, 2025: \$ 12,756,284 updated 05/18/2021

Gross Depository Balances:

Richland Bank General	\$148,000.00
Richland Bank Sweep	\$230,950.36
Richland Bank Payment	\$1,000.00
Richland Bank MM Savings	\$411,135.16
Star Ohio	\$9,557,997.08
Richland Bank Athletic	\$1,386.50

Total Depository Balances (Gross)		\$10,350,469.10
-----------------------------------	--	-----------------

Adjustments to Bank Balance:

Cash in Transit to Bank	\$0.00
Outstanding Checks	(\$9,953.45)
Adjustments:	
Athletic Checking	(\$1,386.50)
TRANSFER OUT 9/30 TO PAYROLL/ GEN LEDGER ACCT TO POST 10/1	\$152,207.20

Total Adjustments to Bank Balance		\$140,867.25
-----------------------------------	--	--------------

Investments:

Treasury Bonds and Notes	\$0.00
Certificate of Deposits	\$0.00
Other Securities	\$0.00
Other Investments:	
Richland Bank Investments (Cost Basis)	\$3,611,825.49

Total Investments		\$3,611,825.49
-------------------	--	----------------

Cash on Hand:

Petty Cash:	
BOARD OFFICE & ELEM PETTY CASH	\$100.00
HS & STUDENT ACT PETTY CASH	\$100.00
ATHLETICS PETTY CASH	\$500.00
FOOD SERVICE PETTY CASH	\$100.00
Change Cash:	
Cash with Fiscal Agent	\$0.00

Total Cash on Hand		\$800.00
--------------------	--	----------

Total Balances		\$14,103,961.84
----------------	--	-----------------

Total Fund Balance		\$14,103,961.84
--------------------	--	-----------------

Depository Clearance Accounts:

Total Clearance Account Balances		\$0.00
----------------------------------	--	--------

## LUCAS LOCAL SCHOOL DISTRICT

## Cash Summary Report

FUND/SCC	Description	Initial Cash	MTD Received	FYTD Received	MTD Expended	FYTD Expended	Fund Balance	Encumbrance	Unencumbered Balance
001-0000	GENERAL FUND	\$ 10,583,589.32	\$ 305,641.50	\$ 2,754,114.70	\$ 585,304.63	\$ 1,481,138.73	\$ 11,856,565.29	\$ 1,055,150.10	\$ 10,801,415.19
001-9003	ECONOMIC DISADVANTAGED	14,345.63	1,598.04	4,794.12	0.00	980.00	18,159.75	0.00	18,159.75
001-9300	CASINO REVENUES SET ASIDE	(1,620.63)	0.00	16,257.86	805.64	947.96	13,689.27	13,727.36	(38.09)
003-9096	PERMANENT IMPROVEMENT	1,024,456.64	0.00	0.00	3,739.50	(68,942.50)	1,093,399.14	6,075.50	1,087,323.64
006-0000	FOOD SERVICES FUND	33,203.62	16,306.56	17,849.10	24,497.79	42,817.54	8,235.18	143,356.26	(135,121.08)
007-9001	SPECIAL TRUST - ELEM FACULTY	794.05	0.05	0.15	0.00	0.00	794.20	0.00	794.20
007-9003	SPECIAL TRUST - M.S. & H.S. FACULTY	157.02	0.01	0.03	0.00	0.00	157.05	0.00	157.05
007-9004	Cathy Gilbert Memorial	1,884.22	0.13	0.37	0.00	0.00	1,884.59	0.00	1,884.59
007-9011	MICHAEL C. FANELLO MEMORIAL SCHOLARSHIP	20,386.41	1.36	3.91	0.00	0.00	20,390.32	2,000.00	18,390.32
008-9095	ENDOWMENT FUND	9,787.74	0.65	1.87	0.00	0.00	9,789.61	500.00	9,289.61
008-9096	Scholarship fund Shelby Cooper	0.00	0.00	0.00	0.00	0.00	0.00	2,000.00	(2,000.00)
008-9099	ENDOWMENT-CHRISTINE WYKA SCHOLARSHIP	22,385.52	1.49	4.29	0.00	0.00	22,389.81	500.00	21,889.81
008-9100	LSSF SCHOLARSHIP FUND	5,000.33	0.25	0.80	0.00	1,250.00	3,751.13	3,750.00	1.13
018-9001	PUBLIC SCHOOL SUPPORT FUND - ELEMENTARY	7,596.25	9.36	516.84	0.00	0.00	8,113.09	470.00	7,643.09
018-9002	PUBLIC SCHOOL SUPPORT FUND - MIDDLE SCHOOL	1,427.70	0.00	0.00	0.00	0.00	1,427.70	500.00	927.70
018-9003	PUBLIC SCHOOL SUPPORT FUND - HIGH SCHOOL	3,322.22	0.00	1,000.00	160.00	298.00	4,024.22	1,628.45	2,395.77
018-9004	SUPT/TREAS FLOWER/FUNDRSR	20.88	0.00	135.00	0.00	50.00	105.88	0.00	105.88
019-9105	PARK NATIONAL BANK TEACHER GRANT M. WARNER	250.00	0.00	0.00	0.00	0.00	250.00	0.00	250.00
019-9501	Academic Booster's Mini Grant	1,057.74	0.00	0.00	0.00	0.00	1,057.74	0.00	1,057.74
019-9700	LUCAS LOCAL SCHOOL SUSTAINING FUND	10,023.18	2,769.00	10,938.40	4,291.59	5,629.42	15,332.16	7,429.82	7,902.34
020-0000	FARM	2,248.16	0.00	0.00	0.00	0.00	2,248.16	0.00	2,248.16
070-9021	CAPITAL PROJECTS FUND	1,000,000.00	0.00	0.00	0.00	0.00	1,000,000.00	0.00	1,000,000.00
200-9001	DRAMA CLUB-ELEMENTARY	86.56	0.00	0.00	0.00	0.00	86.56	0.00	86.56
200-9002	DRAMA CLUB-MIDDLE SCHOOL	665.08	0.00	0.00	0.00	0.00	665.08	0.00	665.08
200-9015	CLASS OF 2015	1,070.40	0.00	0.00	0.00	0.00	1,070.40	0.00	1,070.40
200-9016	CLASS OF 2016	1,679.92	0.00	0.00	0.00	0.00	1,679.92	1,679.92	0.00
200-9017	CLASS OF 2017	887.97	0.00	0.00	0.00	0.00	887.97	0.00	887.97
200-9018	CLASS OF 2018	1,112.23	0.00	0.00	0.00	0.00	1,112.23	0.00	1,112.23
200-9019	CLASS OF 2019	869.73	0.00	0.00	0.00	0.00	869.73	0.00	869.73
200-9020	CLASS OF 2020	0.00	0.00	0.00	0.00	0.00	0.00	0.00	0.00
200-9021	CLASS OF 2021	3,194.22	0.00	0.00	2,830.00	2,830.00	364.22	50.00	314.22
200-9022	CLASS OF 2022	1,073.84	674.10	747.10	0.00	0.00	1,820.94	1,800.00	20.94
200-9023	CLASS OF 2023	2,405.00	665.00	665.00	0.00	0.00	3,070.00	0.00	3,070.00
200-9024	CLASS OF 2024	620.00	600.00	600.00	0.00	0.00	1,220.00	0.00	1,220.00
200-9025	STUDENT MANAGED ACTIVITY	0.00	440.00	440.00	0.00	0.00	440.00	0.00	440.00

## LUCAS LOCAL SCHOOL DISTRICT

## Cash Summary Report

FUND/SCC	Description	Initial Cash	MTD Received	FYTD Received	MTD Expended	FYTD Expended	Fund Balance	Encumbrance	Unencumbered Balance
200-9125	FRENCH CLUB	\$ 1,151.71	\$ 0.00	\$ 0.00	\$ 0.00	\$ 0.00	\$ 1,151.71	\$ 0.00	\$ 1,151.71
200-9128	SPANISH CLUB	713.25	0.00	0.00	0.00	0.00	713.25	0.00	713.25
200-9144	DESTINATION IMAGINATION	64.16	0.00	0.00	0.00	0.00	64.16	0.00	64.16
200-9330	F F A	10,430.03	0.00	0.00	2,482.00	2,482.00	7,948.03	252.00	7,696.03
200-9440	MUSIC ACTIVITIES	9,757.64	763.00	1,279.10	343.72	539.72	10,497.02	513.74	9,983.28
200-9470	CHOIR	300.00	0.00	0.00	0.00	0.00	300.00	0.00	300.00
200-9611	ELEM STUDENT COUNCIL	2,027.61	33.71	33.71	0.00	0.00	2,061.32	0.00	2,061.32
200-9612	MIDDLE SCHOOL STUDENT COUNCIL	2,401.08	0.00	0.00	0.00	0.00	2,401.08	0.00	2,401.08
200-9613	HS STUDENT COUNCIL	3,339.76	1,400.00	1,400.00	582.97	582.97	4,156.79	1,183.75	2,973.04
200-9680	YEARBOOK	9,154.14	110.00	110.00	0.00	0.00	9,264.14	2,500.00	6,764.14
200-9690	NEWSPAPER	621.59	0.00	0.00	0.00	0.00	621.59	0.00	621.59
200-9710	LUCAS ACADEMIC HONOR SOCIETY	374.16	0.00	0.00	0.00	0.00	374.16	550.00	(175.84)
200-9810	LUCAS SCHOOLS PEP CLUB	632.60	0.00	0.00	0.00	0.00	632.60	0.00	632.60
300-9001	ELEM/MS LIBRARY	5,920.34	102.74	532.91	0.00	0.00	6,453.25	8,500.00	(2,046.75)
300-9003	HS LIBRARY	934.32	8.15	24.88	0.00	0.00	959.20	0.00	959.20
300-9500	ATHLETIC	52,069.22	12,860.73	22,954.13	5,866.07	13,661.02	61,362.33	47,358.48	14,003.85
300-9510	ATHLETICS - HS FOOTBALL	4,075.50	410.00	410.00	160.00	160.00	4,325.50	0.00	4,325.50
300-9511	ATHLETICS - MS FOOTBALL	87.67	0.00	0.00	0.00	0.00	87.67	0.00	87.67
300-9520	ATHLETICS - BOYS HS BASKETBALL	938.99	0.00	245.00	0.00	0.00	1,183.99	2,400.00	(1,216.01)
300-9521	ATHLETICS - BOYS MS BASKETBALL	98.61	0.00	0.00	0.00	0.00	98.61	0.00	98.61
300-9525	ATHLETICS - GIRLS HS BASKETBALL	581.80	0.00	0.00	35.00	35.00	546.80	0.00	546.80
300-9526	ATHLETICS - GIRLS MS BASKETBALL	52.44	0.00	0.00	0.00	0.00	52.44	0.00	52.44
300-9528	ATHLETICS - WRESTLING	3,900.11	0.00	0.00	0.00	0.00	3,900.11	0.00	3,900.11
300-9530	ATHLETICS - BASEBALL	819.63	1,620.00	1,620.00	0.00	0.00	2,439.63	0.00	2,439.63
300-9540	ATHLETICS - SOFTBALL	2,884.27	0.00	0.00	0.00	0.00	2,884.27	0.00	2,884.27
300-9550	ATHLETICS - HS VOLLEYBALL	1,776.97	0.00	1,116.00	0.00	0.00	2,892.97	2,250.00	642.97
300-9551	ATHLETICS - MS VOLLEYBALL	0.00	0.00	0.00	0.00	0.00	0.00	0.00	0.00
300-9553	ATHLETICS - HS CHEERLEADING	0.00	0.00	0.00	0.00	0.00	0.00	0.00	0.00
300-9554	ATHLETICS - MS CHEERLEADING	107.80	0.00	0.00	0.00	0.00	107.80	0.00	107.80
300-9560	ATHLETICS - HS CROSS COUNTRY	743.34	142.00	142.00	0.00	0.00	885.34	0.00	885.34
300-9561	ATHLETICS - MS CROSS COUNTRY	220.11	0.00	0.00	0.00	0.00	220.11	0.00	220.11
300-9570	ATHLETICS - HS TRACK & FIELD	2,262.99	0.00	0.00	0.00	0.00	2,262.99	0.00	2,262.99
300-9571	ATHLETICS - MS TRACK & FIELD	0.00	0.00	0.00	0.00	0.00	0.00	0.00	0.00
451-9021	eTech Ohio Connectivity Subsidy	0.00	0.00	0.00	0.00	0.00	0.00	0.00	0.00

## LUCAS LOCAL SCHOOL DISTRICT

## Cash Summary Report

FUND/SCC	Description	Initial Cash	MTD Received	FYTD Received	MTD Expended	FYTD Expended	Fund Balance	Encumbrance	Unencumbered Balance
451-9022	eTech Ohio Connectivity Subsidy	\$ 0.00	\$ 0.00	\$ 0.00	\$ 0.00	\$ 0.00	\$ 0.00	\$ 0.00	\$ 0.00
467-9020	Student Wellness and Success Fund FY20	10,554.63	0.00	0.00	0.00	0.00	10,554.63	10,554.63	0.00
467-9021	Student Wellness and Success Fund FY21	97,890.75	0.00	0.00	0.00	0.00	97,890.75	64,445.37	33,445.38
467-9022	Student Wellness and Success Fund FY21	0.00	0.00	0.00	0.00	0.00	0.00	10,000.00	(10,000.00)
499-9020	SCHOOL SAFETY GRANT	0.00	0.00	0.00	0.00	0.00	0.00	0.00	0.00
499-9021	SCHOOL SAFETY GRANT	2,055.39	0.00	0.00	0.00	0.00	2,055.39	0.00	2,055.39
499-9121	School Bus Purchase Program	0.00	0.00	0.00	0.00	0.00	0.00	0.00	0.00
507-9021	ESSER (Elem & Sec School Emergency Relief)	0.00	0.00	0.00	0.00	0.00	0.00	0.00	0.00
507-9022	ESSER II	0.00	0.00	0.00	6,112.64	156,193.37	(156,193.37)	10,000.00	(166,193.37)
507-9122	ARP ESSER	0.00	0.00	0.00	5,563.94	7,861.61	(7,861.61)	0.00	(7,861.61)
508-9021	GEER (Governor's Emergency Education Relief)	0.00	0.00	0.00	0.00	0.00	0.00	0.00	0.00
510-9021	CRF (Coronavirus Relief Fund)	0.00	0.00	0.00	0.00	0.00	0.00	0.00	0.00
510-9121	BroadBand Ohio Connectivity Grant	0.00	0.00	10,799.82	0.00	10,799.82	0.00	0.00	0.00
510-9221	CRF Rich Cty Commisioners	0.00	0.00	0.00	0.00	0.00	0.00	0.00	0.00
516-9020	IDEA FY-2020	0.00	0.00	0.00	0.00	0.00	0.00	0.00	0.00
516-9021	IDEA FY-2021	0.00	0.00	2,404.18	0.00	9,132.78	(6,728.60)	0.00	(6,728.60)
516-9022	IDEA FY-2021	0.00	0.00	0.00	12,486.44	17,027.49	(17,027.49)	10,000.00	(27,027.49)
572-9021	TITLE I FY-2021	0.00	0.00	0.00	(1,067.15)	(1,067.15)	1,067.15	0.00	1,067.15
572-9022	TITLE I FY-2021	0.00	0.00	0.00	8,181.38	8,181.38	(8,181.38)	0.00	(8,181.38)
584-9022	TITLE IV, PART A STUDENT SUPPORT AND ACADEM ENRICH	0.00	0.00	0.00	0.00	0.00	0.00	10,000.00	(10,000.00)
587-9021	ECSE FY-2021	0.00	0.00	4,538.69	0.00	4,538.69	0.00	0.00	0.00
587-9022	ECSE FY-2021	0.00	0.00	0.00	0.00	0.00	0.00	2,255.45	(2,255.45)
590-9021	TITLE II-A FY-2021	0.00	0.00	0.00	0.00	0.00	0.00	0.00	0.00
590-9022	TITLE II-A FY-2021	0.00	0.00	0.00	2,684.22	4,026.33	(4,026.33)	0.00	(4,026.33)
599-9021	TITLE IV-A Student Sprt & Acad Enrichment	0.00	0.00	0.00	0.00	0.00	0.00	0.00	0.00
599-9022	TITLE IV-A Student Sprt & Acad Enrichment	0.00	0.00	0.00	0.00	0.00	0.00	0.00	0.00
599-9917	REAP 7/1/2021-09/30/2022	0.00	0.00	0.00	0.00	0.00	0.00	0.00	0.00
599-9920	EPA Clean Diesel Rebate Program CFDA 66.039	0.00	0.00	0.00	0.00	0.00	0.00	0.00	0.00
599-9922	REAP 7/1/2020-09/30/2021	0.00	0.00	0.00	33,487.50	33,487.50	(33,487.50)	1,500.00	(34,987.50)
<b>Grand Total</b>		<b>\$ 12,982,923.56</b>	<b>\$ 346,157.83</b>	<b>\$ 2,855,679.96</b>	<b>\$ 698,547.88</b>	<b>\$ 1,734,641.68</b>	<b>\$ 14,103,961.84</b>	<b>\$ 1,424,880.83</b>	<b>\$ 12,679,081.01</b>

## Lucas Local School District Investment Report

<b>Invest #</b>	<b>Issue Date</b>	<b>Maturity Date</b>	<b>Description</b>	<b>Interest Rate</b>	<b>Invested Amount</b>
1209	10/29/2019	11/8/2021	Raymond James Bank 75472RAG6	1.700%	\$ 200,000.00
1087	8/16/2014	8/23/2022	Sallie Mae Bank/SAL 795450D36	2.335%	\$ 250,000.00
1090	8/31/2017	8/28/2022	Bridgewater Bank Bloom MN 108622FX4	1.900%	\$ 250,000.00
1091	9/1/2017	9/1/2022	Discover Bank CD 254673BE5	2.300%	\$ 250,000.00
2112	9/15/2021	9/15/2022	BankUnited Natl Assn Miami 066519RG6	0.100%	\$ 248,000.00
1208	9/20/2019	9/20/2022	BMW Bank North America 05580ASH8	1.850%	\$ 235,000.00
1093	10/13/2017	10/13/2022	Synchrony Bank CD 87165ENW3	2.350%	\$ 50,000.00
1094	12/5/2017	12/5/2022	American Express Centurion CD 02587D2Q0	2.500%	\$ 200,000.00
1095	12/15/2017	12/15/2022	First NE Bank Nebraska CD 33583FAC6	2.250%	\$ 200,000.00
1096	1/10/2018	1/10/2023	Wells Fargo CD 979763MM5	2.600%	\$ 50,000.00
2101	8/11/2021	2/17/2023	Goldman Sachs Bk USA	0.200%	\$ 150,000.00
2102	8/11/2021	2/27/2023	UBS Bk USA Salt Lake City UT	0.200%	\$ 150,000.00
1097	2/28/2018	2/28/2023	Ohio Valley Bank CD 677721CS9	2.600%	\$ 25,000.00
1098	3/6/2018	3/6/2023	State Bank of Indiana 856285JS1	3.000%	\$ 225,000.00
2110	9/9/2021	9/8/2023	Industrial & Colm Bk China 45581ECQ2	0.250%	\$ 200,000.00
2113	9/15/2021	9/15/2023	Vertex Cmnty Bk NA Dallas 923450cp3	0.200%	\$ 200,000.00

Start Date: 090121

End Date: 093021

## LUCAS LOCAL SCHOOL DISTRICT MONTHLY CHECK REGISTER

Check Number	Type	Date	Name	Vendor #	Status	Reconcile Date	Void Date	Amount
0	PAYROLL	9/3/2021	LUCAS LOCAL SCHOOL DISTRICT		RECONCILED	9/3/2021		\$ 143,209.22
0	PAYROLL	9/17/2021	LUCAS LOCAL SCHOOL DISTRICT		RECONCILED	9/17/2021		143,965.40
0	ACCOUNTS_PAYABLE	9/30/2021	CENTURYLINK	131227	RECONCILED	9/30/2021		57.14
0	ACCOUNTS_PAYABLE	9/30/2021	DIRECT ENERGY BUSINESS	931258	RECONCILED	9/30/2021		53.11
0	ACCOUNTS_PAYABLE	9/30/2021	FIRELANDS ELECTRIC COOP	988500	RECONCILED	9/30/2021		319.01
0	ACCOUNTS_PAYABLE	9/30/2021	LOWE'S CREDIT SERVICES	165615	RECONCILED	9/30/2021		208.57
0	ACCOUNTS_PAYABLE	9/30/2021	OHIO.NET INTERNET PROVIDERS	931559	RECONCILED	9/30/2021		199.27
0	ACCOUNTS_PAYABLE	9/17/2021	RICHLAND BANK	900300	RECONCILED	9/17/2021		4,931.87
0	ACCOUNTS_PAYABLE	9/30/2021	PARK NATIONAL	900300	RECONCILED	9/30/2021		1,000.00
0	ACCOUNTS_PAYABLE	9/30/2021	PITNEY BOWES INC.	396465	VOID		9/30/2021	106.40
0	ACCOUNTS_PAYABLE	9/30/2021	PITNEY BOWES	997301	RECONCILED	9/30/2021		500.00
0	ACCOUNTS_PAYABLE	9/30/2021	PITNEY BOWES INC.	396465	RECONCILED	9/30/2021		106.39
0	ACCOUNTS_PAYABLE	9/17/2021	SCHOOL EMPLOYEES RETIREMENT	902003	RECONCILED	9/17/2021		28,163.38
0	ACCOUNTS_PAYABLE	9/30/2021	SCHOOL EMPLOYEES RETIREMENT	902003	RECONCILED	9/30/2021		12,882.00
0	ACCOUNTS_PAYABLE	9/30/2021	SPECTRUM COMMUNICATIONS	902009	RECONCILED	9/30/2021		277.46
0	ACCOUNTS_PAYABLE	9/17/2021	STATE TEACHERS RETIREMENT SYST	902002	RECONCILED	9/17/2021		2,744.64
0	ACCOUNTS_PAYABLE	9/30/2021	STATE TEACHERS RETIREMENT SYST	902002	RECONCILED	9/30/2021		34,428.00
0	ACCOUNTS_PAYABLE	9/30/2021	US Bank One Card	131127	RECONCILED	9/30/2021		4,600.84
21811	ACCOUNTS_PAYABLE	9/8/2021	ADVANCE AUTO PARTS	45800	RECONCILED	9/22/2021		465.72
21812	ACCOUNTS_PAYABLE	9/8/2021	BULK BOOKSTORE	38652	RECONCILED	9/15/2021		117.75
21813	ACCOUNTS_PAYABLE	9/8/2021	COLONEL CRAWFORD H S	55300	RECONCILED	9/14/2021		150.00
21814	ACCOUNTS_PAYABLE	9/8/2021	CURRICULUM ASSOCIATES LLC	61600	RECONCILED	9/14/2021		195.50
21815	ACCOUNTS_PAYABLE	9/8/2021	EJ THERAPY INC	396559	RECONCILED	9/16/2021		4,679.75
21816	ACCOUNTS_PAYABLE	9/8/2021	ELZY MILLING & TRADE LTD	232325	RECONCILED	9/14/2021		70.00
21817	ACCOUNTS_PAYABLE	9/8/2021	EWELL EDUCATIONAL SERVICES	131546	RECONCILED	9/16/2021		325.00
21818	ACCOUNTS_PAYABLE	9/8/2021	FLINN SCIENTIFIC INC	397029	RECONCILED	9/14/2021		39.96
21819	ACCOUNTS_PAYABLE	9/8/2021	G & L SUPPLY CO	96450	RECONCILED	9/15/2021		1,769.52
21820	ACCOUNTS_PAYABLE	9/8/2021	GALION COMMUNITY HOSPITAL	131443	RECONCILED	9/14/2021		275.00
21821	ACCOUNTS_PAYABLE	9/8/2021	GRAINGER INC	105375	RECONCILED	9/14/2021		102.68
21822	ACCOUNTS_PAYABLE	9/8/2021	HERMAN, BRADLEY	131456	RECONCILED	9/13/2021		70.00
21823	ACCOUNTS_PAYABLE	9/8/2021	INTERSTATE BATTERY N.C.O	132195	RECONCILED	9/13/2021		209.95
21824	ACCOUNTS_PAYABLE	9/8/2021	COMDOC, INC.	178795	RECONCILED	9/14/2021		80.96
21825	ACCOUNTS_PAYABLE	9/8/2021	McGRAW-HILL SCHOOL EDUCATION	396662	RECONCILED	9/14/2021		3,342.83
21826	ACCOUNTS_PAYABLE	9/8/2021	MIKE & B SALES	191250	RECONCILED	9/14/2021		850.00
21827	ACCOUNTS_PAYABLE	9/8/2021	NATIONAL FFA ORGANIZATION	200475	RECONCILED	9/23/2021		2,157.00
21828	ACCOUNTS_PAYABLE	9/8/2021	NATIONAL OUTDOOR FURNITURE, INC	202602	RECONCILED	9/21/2021		2,830.00
21829	ACCOUNTS_PAYABLE	9/8/2021	NCOCC	205075	RECONCILED	9/28/2021		16,384.80
21830	ACCOUNTS_PAYABLE	9/8/2021	QUILL CORPORATION	218550	RECONCILED	9/22/2021		329.78
21831	ACCOUNTS_PAYABLE	9/8/2021	RIDDELL ALL AMERICAN	3725	RECONCILED	9/14/2021		406.55

Start Date: 090121

End Date: 093021

## LUCAS LOCAL SCHOOL DISTRICT MONTHLY CHECK REGISTER

Check Number	Type	Date	Name	Vendor #	Status	Reconcile Date	Void Date	Amount
21832	ACCOUNTS_PAYABLE	9/8/2021	RIVER EDUCATION SERVICES LLC	131397	RECONCILED	9/14/2021		\$ 6,525.00
21833	ACCOUNTS_PAYABLE	9/8/2021	SCHOOL SPECIALTY	238220	RECONCILED	9/23/2021		739.66
21834	ACCOUNTS_PAYABLE	9/8/2021	SCHOOL SPECIALTY LLC	238221	RECONCILED	9/23/2021		1,285.70
21835	ACCOUNTS_PAYABLE	9/8/2021	TEAM SPORTS INC	131372	RECONCILED	9/20/2021		160.00
21836	ACCOUNTS_PAYABLE	9/8/2021	VILLAGE OF LUCAS	276380	RECONCILED	9/10/2021		11,202.07
21837	ACCOUNTS_PAYABLE	9/16/2021	AIRE SERV	3721	OUTSTANDING			2,262.14
21838	ACCOUNTS_PAYABLE	9/16/2021	ALFRED NICKLES BAKERY	204500	RECONCILED	9/21/2021		156.54
21839	ACCOUNTS_PAYABLE	9/16/2021	BANDING TOGETHER LLC	131516	RECONCILED	9/28/2021		253.79
21840	ACCOUNTS_PAYABLE	9/16/2021	CINTAS CORPORATION #003	131183	RECONCILED	9/22/2021		88.14
21841	ACCOUNTS_PAYABLE	9/16/2021	COLUMBIA GAS	55990	RECONCILED	9/22/2021		587.25
21842	ACCOUNTS_PAYABLE	9/16/2021	CURRICULUM ASSOCIATES LLC	61600	RECONCILED	9/21/2021		33,487.50
21843	ACCOUNTS_PAYABLE	9/16/2021	JOSHUA FITTRO	891010	RECONCILED	9/22/2021		70.00
21844	ACCOUNTS_PAYABLE	9/16/2021	FLINN SCIENTIFIC INC	397029	RECONCILED	9/21/2021		21.30
21845	ACCOUNTS_PAYABLE	9/16/2021	G & L SUPPLY CO	96450	RECONCILED	9/22/2021		125.38
21846	ACCOUNTS_PAYABLE	9/16/2021	GARMANN-MILLER & ASSOC.	131538	RECONCILED	9/21/2021		3,739.50
21847	ACCOUNTS_PAYABLE	9/16/2021	GORDON FOOD SERVICE	105225	RECONCILED	9/21/2021		9,114.28
21848	ACCOUNTS_PAYABLE	9/16/2021	J & B ACOUSTICAL INC	134390	RECONCILED	9/20/2021		25,676.00
21849	ACCOUNTS_PAYABLE	9/16/2021	KENDALL HUNT PUBLISHING CO	131441	RECONCILED	9/22/2021		1,002.55
21850	ACCOUNTS_PAYABLE	9/16/2021	LUCAS FOOD SERVICE	396189	RECONCILED	9/16/2021		328.16
21851	ACCOUNTS_PAYABLE	9/16/2021	McGRAW-HILL SCHOOL EDUCATION	396662	RECONCILED	9/21/2021		12.25
21852	ACCOUNTS_PAYABLE	9/16/2021	NCOCC	205075	RECONCILED	9/28/2021		25,915.60
21853	ACCOUNTS_PAYABLE	9/16/2021	NWOERC INC	205651	RECONCILED	9/23/2021		200.00
21854	ACCOUNTS_PAYABLE	9/16/2021	PETERS, KALIAL & MARKAKIS	183088	RECONCILED	9/21/2021		1,864.52
21855	ACCOUNTS_PAYABLE	9/16/2021	QUILL CORPORATION	218550	RECONCILED	9/30/2021		193.59
21856	ACCOUNTS_PAYABLE	9/16/2021	RIDDELL ALL AMERICAN	3725	RECONCILED	9/22/2021		3,274.52
21857	ACCOUNTS_PAYABLE	9/16/2021	RIGHTWAY FOOD SERVICE	397070	RECONCILED	9/24/2021		504.20
21858	ACCOUNTS_PAYABLE	9/16/2021	SCHOOL DATEBOOKS	397401	RECONCILED	9/22/2021		263.40
21859	ACCOUNTS_PAYABLE	9/16/2021	SCHOOL SPECIALTY	238220	OUTSTANDING			30.35
21860	ACCOUNTS_PAYABLE	9/16/2021	SCHOOL SPECIALTY LLC	238221	OUTSTANDING			112.17
21861	ACCOUNTS_PAYABLE	9/16/2021	SMITHFOODS INC	252305	RECONCILED	9/22/2021		1,213.85
21862	ACCOUNTS_PAYABLE	9/16/2021	STANTONS SHEET MUSIC	257255	RECONCILED	9/22/2021		114.40
21863	ACCOUNTS_PAYABLE	9/16/2021	VECTOR SECURITY	101110	RECONCILED	9/22/2021		400.00
21864	ACCOUNTS_PAYABLE	9/16/2021	WINSOR LEARNING, INC	292262	RECONCILED	9/27/2021		1,204.50
21865	ACCOUNTS_PAYABLE	9/24/2021	AGLAND CO-OP INC.	396983	RECONCILED	9/28/2021		1,351.77
21866	ACCOUNTS_PAYABLE	9/24/2021	ASHLAND UNIVERSITY	8285	RECONCILED	9/30/2021		370.00
21867	ACCOUNTS_PAYABLE	9/24/2021	BANDING TOGETHER LLC	131516	OUTSTANDING			286.26
21868	ACCOUNTS_PAYABLE	9/24/2021	JASON BOUDINOT	33200	RECONCILED	9/30/2021		250.00
21869	ACCOUNTS_PAYABLE	9/24/2021	FOLLETT SCHOOL SOLUTIONS INC.	91875	RECONCILED	9/29/2021		3,891.59
21870	ACCOUNTS_PAYABLE	9/24/2021	GIONINIO'S PIZZA	397180	OUTSTANDING			57.46



Start Date: 090121

End Date: 093021

**LUCAS LOCAL SCHOOL DISTRICT  
MONTHLY CHECK REGISTER**

Check Number	Type	Date	Name	Vendor #	Status	Reconcile Date	Void Date	Amount
21871	ACCOUNTS_PAYABLE	9/24/2021	GOPHER SPORT	105200	RECONCILED	9/29/2021		\$ 335.29
21872	ACCOUNTS_PAYABLE	9/24/2021	LEGENDS OF LEARNING INC	131768	RECONCILED	9/28/2021		190.00
21873	ACCOUNTS_PAYABLE	9/24/2021	LEVCO STRIPING SERVICES INC	131594	RECONCILED	9/30/2021		1,850.00
21874	ACCOUNTS_PAYABLE	9/24/2021	MATHESON TRI-GAS INC.	40710	RECONCILED	9/28/2021		40.45
21875	ACCOUNTS_PAYABLE	9/24/2021	McGRAW-HILL SCHOOL EDUCATION	396662	RECONCILED	9/28/2021		3,155.04
21876	ACCOUNTS_PAYABLE	9/24/2021	MID OHIO EDUCATIONAL SERV CTR	227880	RECONCILED	9/27/2021		3,500.00
21877	ACCOUNTS_PAYABLE	9/24/2021	OASBO	396932	OUTSTANDING			120.00
21878	ACCOUNTS_PAYABLE	9/24/2021	THE OHIO FLOOR COMPANY	131656	OUTSTANDING			3,200.00
21879	ACCOUNTS_PAYABLE	9/24/2021	FHEG Campus Bookstore #196	207975	RECONCILED	9/29/2021		141.25
21880	ACCOUNTS_PAYABLE	9/24/2021	School Health Corporation	396875	RECONCILED	9/28/2021		1,471.68
21881	ACCOUNTS_PAYABLE	9/24/2021	SCHOOL SPECIALTY	238220	OUTSTANDING			92.02
21882	ACCOUNTS_PAYABLE	9/24/2021	SCHOOL SPECIALTY LLC	238221	OUTSTANDING			2,117.05
21883	ACCOUNTS_PAYABLE	9/24/2021	SPIRE ADVERTISING	256557	RECONCILED	9/28/2021		5,214.00
21884	ACCOUNTS_PAYABLE	9/24/2021	STARK COUNTY COG	397268	RECONCILED	9/28/2021		60,735.78
21885	ACCOUNTS_PAYABLE	9/24/2021	SHINDIGZ/STUMPS	260460	RECONCILED	9/29/2021		132.97
21886	ACCOUNTS_PAYABLE	9/24/2021	The Meeting Connection	268076	RECONCILED	9/29/2021		175.00
21887	ACCOUNTS_PAYABLE	9/24/2021	Wilson Language Training Corp.	131112	RECONCILED	9/30/2021		7,981.20
21888	ACCOUNTS_PAYABLE	9/29/2021	DISTRICT 6 COACHES ASSOCIATION	69995	VOID		9/29/2021	70.00
21889	ACCOUNTS_PAYABLE	9/29/2021	OHSBCA DIST 6	69995	OUTSTANDING			70.00

**Grand Total** **\$ 641,532.57**

**LUCAS LOCAL SCHOOL DISTRICT**  
**Monthly Summary of Revenues by Fund**

Fund	Description	FYTD Receivable	FYTD Actual Receipts	MTD Actual Receipts	FYTD Balance Receivable	FYTD Percent Receivable
001	GENERAL	\$ 7,744,179.49	\$ 2,775,166.68	\$ 307,239.54	\$ 4,969,012.81	35.84 %
003	PERMANENT IMPROVEMENT	0.00	0.00	0.00	0.00	0.00
006	FOOD SERVICE	200,573.00	17,849.10	16,306.56	182,723.90	8.90
007	SPECIAL TRUST	47.00	4.46	1.55	42.54	9.49
008	ENDOWMENT	3,555.00	6.96	2.39	3,548.04	0.20
018	PUBLIC SCHOOL SUPPORT	21,583.00	1,651.84	9.36	19,931.16	7.65
019	OTHER GRANT	47,717.00	10,938.40	2,769.00	36,778.60	22.92
020	SPECIAL ENTERPRISE FUND	251.84	0.00	0.00	251.84	0.00
070	CAPITAL PROJECTS	75,000.00	0.00	0.00	75,000.00	0.00
200	STUDENT MANAGED ACTIVITY	17,775.00	5,274.91	4,685.81	12,500.09	29.68
300	DISTRICT MANAGED ACTIVITY	85,830.00	27,044.92	15,143.62	58,785.08	31.51
451	DATA COMMUNICATION FUND	5,400.00	0.00	0.00	5,400.00	0.00
467	Student Wellness and Success Fund	107,632.80	0.00	0.00	107,632.80	0.00
499	MISCELLANEOUS STATE GRANT FUND	0.00	0.00	0.00	0.00	0.00
507	ELEMENTARY AND SECONDARY SCHOOL EMERGENCY RELIEF FUND	331,563.89	0.00	0.00	331,563.89	0.00
508	GOVERNOR'S EMERGENCY EDUCATION RELIEF FUND	0.00	0.00	0.00	0.00	0.00
510	CORONA VIRUS RELIEF FUND	0.00	10,799.82	0.00	(10,799.82)	0.00
516	IDEA PART B GRANTS	117,724.65	2,404.18	0.00	115,320.47	2.04
572	TITLE I DISADVANTAGED CHILDREN	81,902.87	0.00	0.00	81,902.87	0.00
584	TITLE IV, PART A STUDENT SUPP AND ACADEMIC ENRICH	10,000.00	0.00	0.00	10,000.00	0.00
587	IDEA PRESCHOOL-HANDICAPPED	2,255.45	4,538.69	0.00	(2,283.24)	201.23
590	IMPROVING TEACHER QUALITY	16,737.40	0.00	0.00	16,737.40	0.00
599	MISCELLANEOUS FED. GRANT FUND	35,598.00	0.00	0.00	35,598.00	0.00
<b>Grand Total</b>		<b>\$ 8,905,326.39</b>	<b>\$ 2,855,679.96</b>	<b>\$ 346,157.83</b>	<b>\$ 6,049,646.43</b>	

## LUCAS LOCAL SCHOOL DISTRICT

## Spending Plan Summary

ODE Line Number	Monthly Estimate	Monthly Actual	Monthly Difference	FYTEstimate	FYTDActual	FYTDDifference
01.010 General Property (Real Estate)	\$ 56,539.00	\$ 0.00	\$ (56,539.00)	\$ 760,115.00	\$ 742,677.04	\$ (17,437.96)
01.020 Tangible Personal Property Tax	0.00	0.00	0.00	988,321.00	1,126,530.02	138,209.02
01.030 Income Tax	0.00	0.00	0.00	0.00	0.00	0.00
01.035 Unrestricted Grants-in-Aid	211,088.00	214,471.56	3,383.56	638,878.00	659,672.53	20,794.53
01.040 Restricted Grants-in-Aid	2,320.00	2,674.46	354.46	7,215.00	8,023.38	808.38
01.045 Restricted Federal Grants-in-Aid - SFSF	0.00	0.00	0.00	0.00	0.00	0.00
01.050 Property Tax Allocation	43,028.00	0.00	(43,028.00)	87,639.00	6,419.14	(81,219.86)
01.060 All Other Operating Revenue	32,546.00	67,386.54	34,840.54	123,499.00	190,555.33	67,056.33
01.070 Total Revenue	345,521.00	284,532.56	(60,988.44)	2,605,667.00	2,733,877.44	128,210.44
02.010 Proceeds from Sale of Notes	0.00	0.00	0.00	0.00	0.00	0.00
02.020 State Emergency Loans & Advancements (Approved)	0.00	0.00	0.00	0.00	0.00	0.00
02.040 Operating Transfers-In	0.00	0.00	0.00	0.00	0.00	0.00
02.050 Advances-In	0.00	0.00	0.00	0.00	17,742.69	17,742.69
02.060 All Other Financial Sources	0.00	22,706.98	22,706.98	0.00	23,546.55	23,546.55
02.070 Total Other Financing Sources	0.00	22,706.98	22,706.98	0.00	41,289.24	41,289.24
<b>02.080 Total Revenues and Other Financing Sources</b>	<b>345,521.00</b>	<b>307,239.54</b>	<b>(38,281.46)</b>	<b>2,605,667.00</b>	<b>2,775,166.68</b>	<b>169,499.68</b>
03.010 Personal Services	275,616.00	270,766.51	(4,849.49)	1,062,294.00	749,299.96	(312,994.04)
03.020 Employees' Retirement/Insurance Benefits	100,286.00	135,407.89	35,121.89	285,814.00	333,947.58	48,133.58
03.030 Purchased Services	137,926.00	145,339.92	7,413.92	408,661.00	273,872.10	(134,788.90)
03.040 Supplies and Materials	49,953.00	33,458.34	(16,494.66)	134,805.00	95,151.92	(39,653.08)
03.050 Capital Outlay	37,762.00	610.45	(37,151.55)	101,374.00	(5,925.98)	(107,299.98)
03.060 Intergovernmental	0.00	0.00	0.00	0.00	0.00	0.00
04.010 Debt Service: All Principal (Historical)	0.00	0.00	0.00	0.00	0.00	0.00
04.020 Debt Service: Principal-Notes	0.00	0.00	0.00	0.00	0.00	0.00
04.030 Debt Service: Principal - State Loans	11,582.00	0.00	(11,582.00)	34,188.00	0.00	(34,188.00)
04.040 Debt Service: Principal - State Advancements	0.00	0.00	0.00	0.00	0.00	0.00
04.050 Debt Service: Principal - HB 264 Loans	0.00	0.00	0.00	0.00	0.00	0.00
04.055 Debt Service: Principal - Other	0.00	0.00	0.00	0.00	0.00	0.00
04.060 Debt Service: Interest and Fiscal Charges	0.00	0.00	0.00	0.00	0.00	0.00
04.300 Other Objects	0.00	527.16	527.16	0.00	36,721.11	36,721.11
04.500 Total Expenditures	613,125.00	586,110.27	(27,014.73)	2,027,136.00	1,483,066.69	(544,069.31)
05.010 Operational Transfers - Out	0.00	0.00	0.00	0.00	0.00	0.00
05.020 Advances - Out	0.00	0.00	0.00	0.00	0.00	0.00
05.030 All Other Financing Uses	0.00	0.00	0.00	0.00	0.00	0.00
05.040 Total Other Financing Uses	0.00	0.00	0.00	0.00	0.00	0.00
<b>05.050 Total Expenditure and Other Financing Uses</b>	<b>613,125.00</b>	<b>586,110.27</b>	<b>(27,014.73)</b>	<b>2,027,136.00</b>	<b>1,483,066.69</b>	<b>(544,069.31)</b>
<b>06.010 Excess Rev &amp; Oth Financing Sources over(under) Exp &amp; Oth F</b>	<b>(267,604.00)</b>	<b>(278,870.73)</b>	<b>(11,266.73)</b>	<b>578,531.00</b>	<b>1,292,099.99</b>	<b>713,568.99</b>
07.010 Cash Balance-July1 -Excluding Proposed Renew/Replace & New	0.00	12,167,285.04	12,167,285.04	0.00	10,596,314.32	10,596,314.32
07.020 Cash Balance June 30	(267,604.00)	11,888,414.31	12,156,018.31	578,531.00	11,888,414.31	11,309,883.31
08.010 Estimated Encumbrances June 30	0.00	1,067,078.17	1,067,078.17	0.00	1,067,078.17	1,067,078.17